

“Labels On Demand!!”

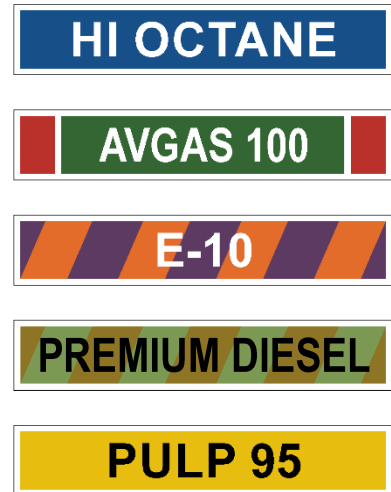
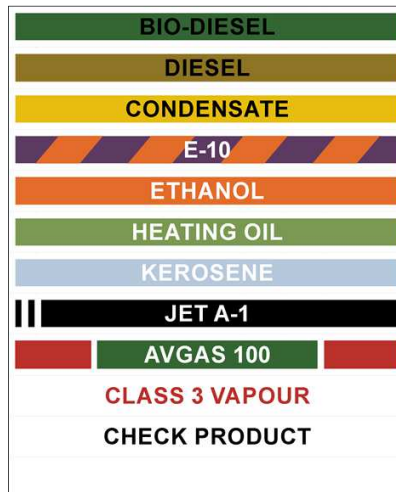
16.08.2019

To All Liquip Customers,

You spoke, Liquip listened!

Liquip have recently invested in a sticker machine and are excited to advise we now have the ability to quickly print short run labels for common products such as Product Indicators “PI600, PI1200” whilst remaining competitive to meet our markets demands.

Labels in different materials have been subjected to extensive UV, product and thermal testing over the last 6 months with excellent results.



Please see below table for 2019 pricing:

ITEM	DESCRIPTION	UNIT	LIST Ex GST
LIQPI1200-CUST-SGL	LABEL PRODUCT INDICATOR SINGLE SUIT PI1200	EA	\$7.50
LIQPI1200-CUST-12P	LABEL PRODUCT INDICATOR 12 PRODUCT SUIT PI1200	EA	\$30.00
LIQPI600-CUST-SGL	LABEL PRODUCT INDICATOR SINGLE SUIT PI600	EA	\$7.50
LIQPI600-CUST- 6P	LABEL PRODUCT INDICATOR 6 PRODUCT SUIT PI600	EA	\$30.00

Lead time - Please try to allow 48 hours from sign off of artwork for shipping.

Please contact Liquip on (02) 9725 9000 for more information.



To order please complete the below and [CLICK HERE TO SUBMIT](#)





































Name:	Address (if posting):
Company:	

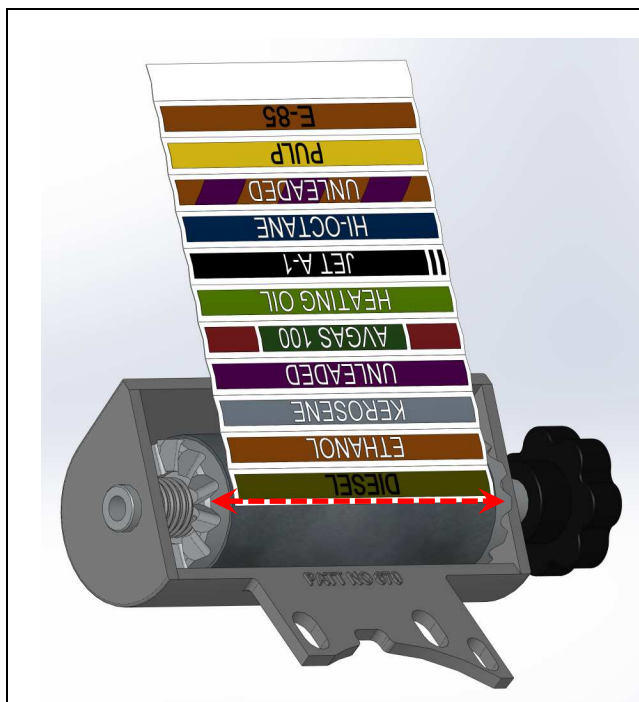
Full Label Single Product Label Quantity: ____

To suit:

PI1200 (12 products) PI800/850 (8 Products) PI600 (6 Products)

Select Product(s):

- | | | |
|--|--|--|
| <input type="checkbox"/>  | <input type="checkbox"/>  | <input type="checkbox"/>  |
| <input type="checkbox"/>  | <input type="checkbox"/>  | <input type="checkbox"/>  |
| <input type="checkbox"/>  | <input type="checkbox"/>  | <input type="checkbox"/>  |
| <input type="checkbox"/>  | <input type="checkbox"/>  | <input type="checkbox"/>  |
| <input type="checkbox"/>  | <input type="checkbox"/>  | <input type="checkbox"/>  |
| <input type="checkbox"/>  | <input type="checkbox"/>  | <input type="checkbox"/>  |
| <input type="checkbox"/>  | <input type="checkbox"/>  | <input type="checkbox"/>  |
| <input type="checkbox"/>  | <input type="checkbox"/>  | <input type="checkbox"/>  |
| <input type="checkbox"/>  | <input type="checkbox"/>  | <input type="checkbox"/>  |
| <input type="checkbox"/>  | <input type="checkbox"/>  | <input type="checkbox"/>  |
| <input type="checkbox"/>  | <input type="checkbox"/>  | <input type="checkbox"/>  |
| <input type="checkbox"/>  | <input type="checkbox"/>  | <input type="checkbox"/>  |



For maximum lifetime of stickers, ensure;

Substrate is clean and dry, if necessary use a solvent such as mineral turpentine.

Don't try to apply under windy, dusty or wet conditions.

If applying from rear of indicator, apply upside down as shown, and align edge with widest part of detent ends.

